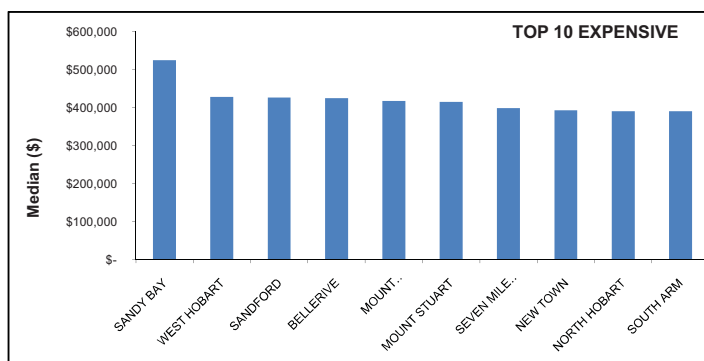


## RESIDENTIAL MARKET TRENDS: House Prices - June Quarter 2009

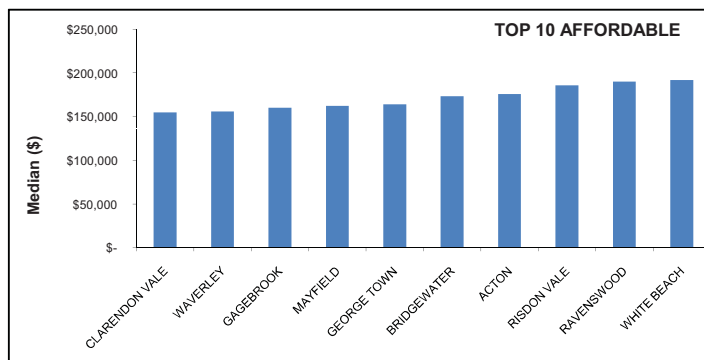
### Top 10 Most Expensive Tasmanian Suburbs

Suburb	No of Sales	Median price	% Median change Jun-08 to Jun-09
SANDY BAY	44	\$ 525,000	-13.9%
WEST HOBART	20	\$ 427,500	9.6%
SANDFORD	11	\$ 426,000	-1.5%
BELLERIVE	15	\$ 425,000	9.0%
MOUNT NELSON	6	\$ 417,500	-27.4%
MOUNT STUART	5	\$ 415,000	-8.1%
SEVEN MILE BEACH	8	\$ 398,000	9.6%
NEW TOWN	21	\$ 392,500	1.9%
NORTH HOBART	13	\$ 390,000	22.8%
SOUTH ARM	5	\$ 390,000	-4.6%



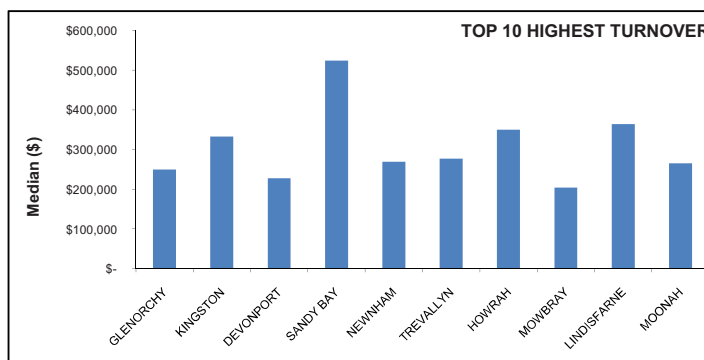
### Top 10 Most Affordable Tasmanian Suburbs

Suburb	No of Sales	Median price	% Median change Jun-08 to Jun-09
CLARENDON VALE	5	\$ 155,000	10.7%
WAVERLEY	5	\$ 156,000	-10.9%
GAGEBROOK	8	\$ 160,250	1.6%
MAYFIELD	5	\$ 162,500	8.3%
GEORGE TOWN	10	\$ 164,000	-3.0%
BRIDGEWATER	10	\$ 173,500	-8.2%
ACTON	5	\$ 176,000	NA
RISDON VALE	9	\$ 186,000	-4.6%
RAVENSWOOD	11	\$ 190,000	19.5%
WHITE BEACH	6	\$ 192,000	-1.5%



### Top 10 Highest Turnover Suburbs

Suburb	No of Sales	Median price	% Median change Jun-08 to Jun-09
GLENORCHY	59	\$ 250,000	6.4%
KINGSTON	56	\$ 333,000	1.7%
DEVONPORT	44	\$ 228,000	13.7%
SANDY BAY	44	\$ 525,000	-13.9%
NEWNHAM	37	\$ 270,000	5.3%
TREVALLYN	34	\$ 277,500	-5.3%
HOWRAH	33	\$ 350,500	-2.6%
MOWBRAY	29	\$ 205,000	9.3%
LINDISFARNE	29	\$ 365,000	-15.1%
MOONAH	27	\$ 266,000	5.1%

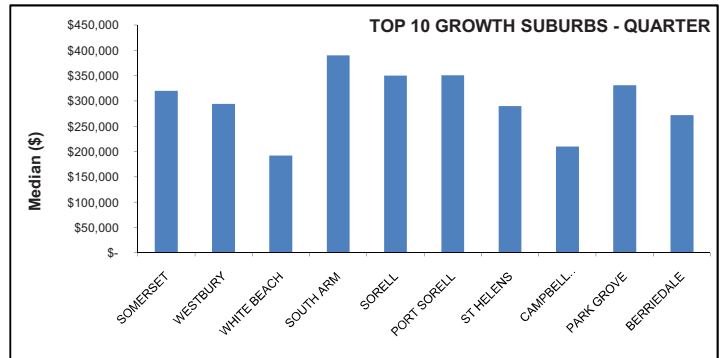


\*Suburbs must contain at least 5 sales to be eligible for top 10 lists

## RESIDENTIAL MARKET TRENDS: House Prices - June Quarter 2009

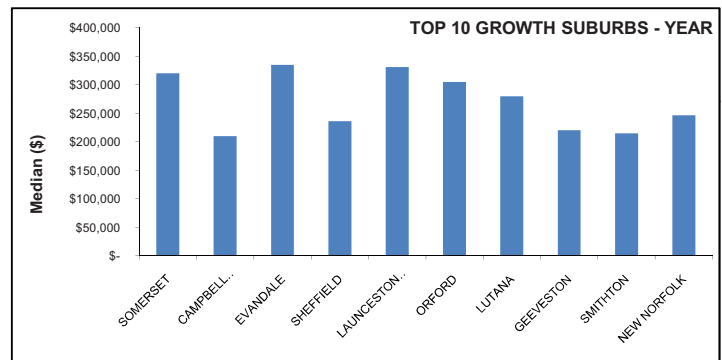
### Top 10 Median Price Growth Suburbs over the quarter

Suburb	No of Sales	Median price	% Median change Mar-09 to Jun-09
SOMERSET	7	\$ 320,000	42.2%
WESTBURY	6	\$ 294,000	42.0%
WHITE BEACH	6	\$ 192,000	38.1%
SOUTH ARM	5	\$ 390,000	37.8%
SORELL	10	\$ 349,750	33.9%
PORT SORELL	6	\$ 350,250	32.2%
ST HELENS	9	\$ 290,000	31.8%
CAMPBELL TOWN	5	\$ 210,000	31.3%
PARK GROVE	12	\$ 330,750	29.7%
BERRIEDALE	5	\$ 272,000	25.2%



### Top 10 Median Price Growth Suburbs over the year

Suburb	No of Sales	Median price	% Median change Jun-08 to Jun-09
SOMERSET	7	\$ 320,000	61.2%
CAMPBELL TOWN	5	\$ 210,000	50.0%
EVANDALE	9	\$ 335,000	42.6%
SHEFFIELD	11	\$ 236,000	40.9%
LAUNCESTON CITY	20	\$ 331,250	36.3%
ORFORD	12	\$ 305,000	35.0%
LUTANA	16	\$ 280,000	29.9%
GEEVESTON	7	\$ 220,000	29.8%
SMITHTON	23	\$ 215,000	27.2%
NEW NORFOLK	8	\$ 246,500	25.6%



\*Suburbs must contain at least 5 sales to be eligible for top 10 lists

